FALCON FLAG MEDIUM

FLAGS

On frame On graphic

Single sided
w/spike base

Front Back

Double sided
w/X-Base base

PRODUCT DESCRIPTION	
Our best-selling Falcon Flag is a premium, high-impact outdoor display designed for maximum visibility and reliability. Built with high-strength carbon composite hardware, it remains taut and aerodynamic in any environment. 5 Versatile Sizes: Available in XS (7'), SM (8.25'), MD (10.5'), LG (14'), and XL (17'). Pro-Grade Printing: Custom dye-sublimation on polyester mesh for bold, weather-resistant colors. Hardware: Features lightweight yet flexible carbon composite poles and reinforced black trim. Flexible Mounting: Compatible with a heavy-duty Spike Base for turf or a collapsible X-Base for hard surfaces. Complete Kit: Each flag includes a custom carry bag and a bungee tensioner for a quick, professional setup.	
FLAG HEIGHT	10.5' H (From base of pole)
GRAPHIC MATERIAL	
Single Sided	Mesh Fabric
Double Sided	S Flag
GRAPHIC FINISHING	
Hemmed edges with pole pocket trim	
DISPLAY CONSTRUCTION	
Carbon composite flag poles	
SHIPPING WEIGHTS & DIMENSIONS	
Shipping Weight	4 lbs (stand only w/spike base) 5 lbs (stand, spike base and graphic) 9 lbs (stand only w/x-base) 10 lbs (stand, x-base and graphic)
Shipping Dimensions	40"L x 4"W x 4"H
WIND SPEED RATING	18-23mph

Pole set

Carry bag (included)

Standard Bases:

Spike Base

or

X-Base



X-Base w/ optional water bag

PARTS LIST

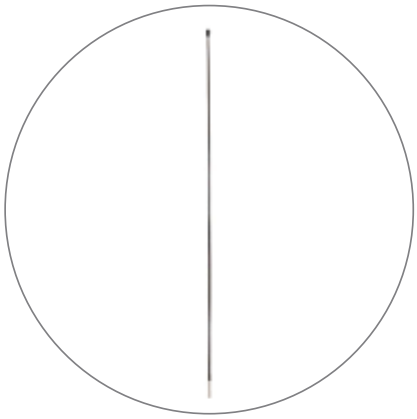

(qty 1) Pole #1



(qty 1) Pole#1b

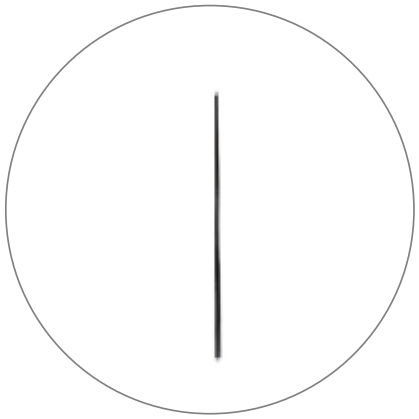

(qty 1) Pole #2



(qty 1) Pole#4

(qty 1) Carry Bag

STANDARD BASE OPTIONS

(qty 1) Spike Base

OR

(qty 1) X-Base

AVAILABLE ACCESSORIES

Triangle Spike Base

Water Bag

Canopy Mount

(Must use with 0° or 30° fixed mount)

Fixed Mount - 0 Degree

Fixed Mount - 30 Degree

Fixed Mount - 90 Degree

SET UP INSTRUCTIONS



A. Flag poles are numbered for easy assembly. Follow guide above for assembly order
(Note: Medium flagpole can convert to Large and X-Large size by adding additional pole #3's)
(Note: Small flagpole can be converted to X-Small by removing pole #2)
B. Insert tip of flagpole into the black pocket trim on the flag and push it all the way to the end of the pocket.
C. Secure flag by lacing the bungee through the grommets on the pocket trim and tethering it to the hook at the base of the pole.
D. Insert pole into desired base to display flag.

Spike Base
Insert the pointed end of the spike base into the ground. Insert the post with rubber grommets into the opening on bottom of the flagpole to display flag.

X-Base
Unfold legs and insert the post with rubber grommets into the opening on bottom of the flagpole to display flag. A water bag can be added for added stability.

POLE DIAMETERS

Section	OD(includes metal ring)unit:mm	OD(doesn't includes metal ring) unit:mm
S-1 top (XS)	N/A	3
S-1 bottom (XS)	8.9	7.5
S-3 top (XS)	13	12
S-3 bottom (XS)	24.5	23
S-1 top	N/A	3
S-1 bottom	8.9	7.5
S-2 top	10.2	7.9
S-2 bottom	8.9	7.9
S-3 top	13	12
S-3 bottom	24.5	23
M-XL-1 top	N/A	4
M-XL-1 bottom	8.6	7.6
M-XL-1B top	8.9	7.9
M-XL-1B bottom	8.9	8
M-XL-2 top	13	12
M-XL-2 bottom	24.5	23
M-XL-3 top	24.5	23
M-XL-3 bottom	24.5	23
M-XL-4 top	24.5	23
M-XL-4 bottom	26.5	25
Falcon 7ft tip rod-top	N/A	3
Falcon 7ft tip rod-bottom	8.9	7.9
Falcon 7ft bottom rod-top	12.3	11
Falcon 7ft bottom rod-bottom	22.2	19.5
Spike/X base mounting point diameter: 16.0mm, +0/-0.2mm		